



Getting Started
with
Recognia Intraday Trader™



Table of Contents

- Introduction 3
- Selecting a Pre-defined Event Set-up..... 4
- Creating a Custom Event Set-up 7
- Choose a Pre-defined Watchlist or Create a Custom One..... 11
 - Pre-defined Watchlists..... 11
 - Creating a Custom Watchlist..... 15
- Monitor the Intraday Events as They Occur 18

Introduction

When active traders are looking to make investment decisions, it is important to have a real-time view of the price action and know which instruments are “Set Up” to move. This kind of information is crucial for active traders looking to get in or out of an investment at the right price, or for hyper-active traders looking for intraday trades.

Intraday Trader can help active traders get real-time notifications of Intraday Events™ using pre-defined criteria. Intraday Trader also allows traders to tailor their Intraday Event setups to show them what they want to see, zeroing in on opportunities they’re more likely to trade. The next few sections of this document will explore how to choose and create Intraday Events setup that are right for the needs of an individual trader.

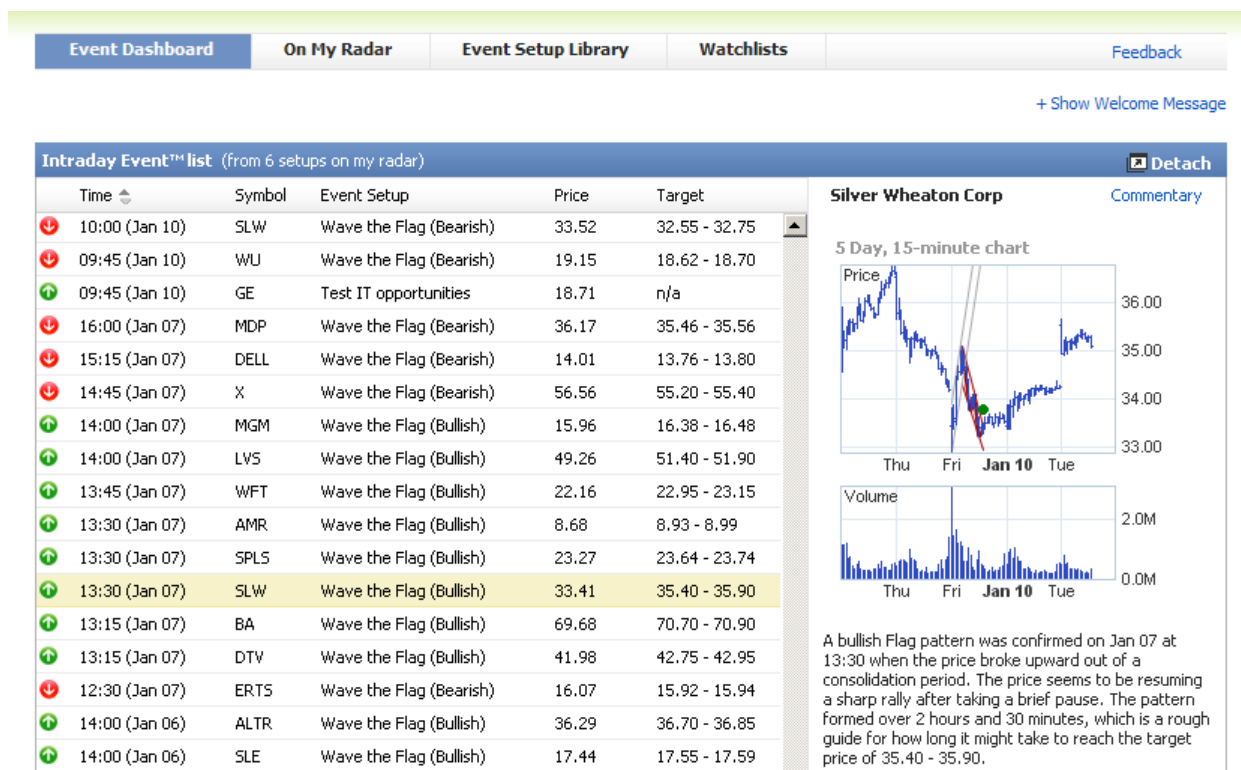
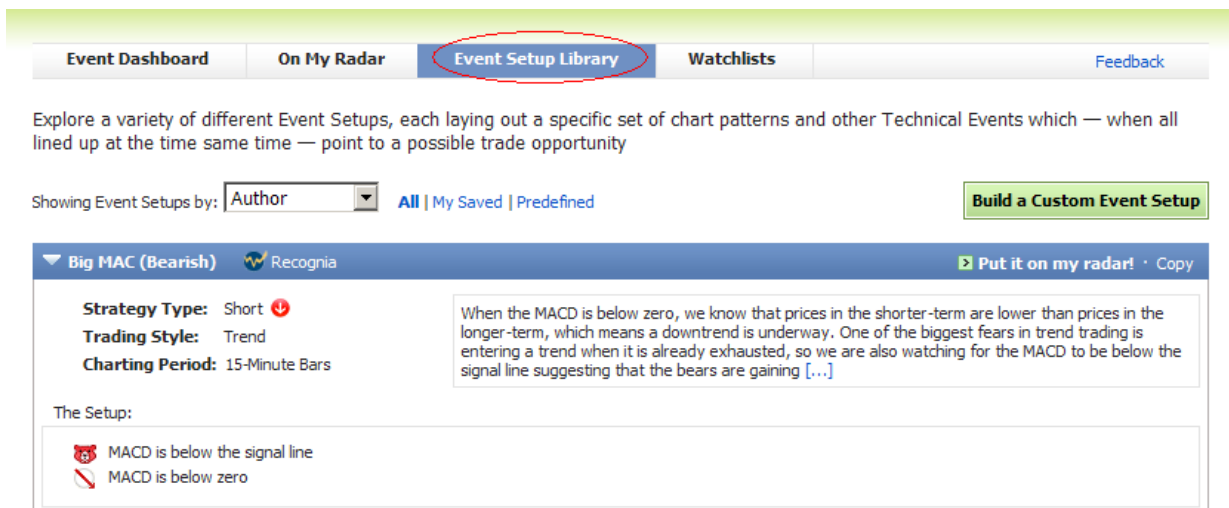


Figure 1: Intraday Trader - Event Dashboard

Selecting a Pre-Defined Event Set-Up

To get started in choosing an event setup, click on the “Event Setup Library” tab.



Event Dashboard On My Radar **Event Setup Library** Watchlists Feedback

Explore a variety of different Event Setups, each laying out a specific set of chart patterns and other Technical Events which — when all lined up at the time same time — point to a possible trade opportunity

Showing Event Setups by: All | My Saved | Predefined [Build a Custom Event Setup](#)

Big MAC (Bearish) Recognia Put it on my radar! · Copy

Strategy Type: Short ↓
Trading Style: Trend
Charting Period: 15-Minute Bars

When the MACD is below zero, we know that prices in the shorter-term are lower than prices in the longer-term, which means a downtrend is underway. One of the biggest fears in trend trading is entering a trend when it is already exhausted, so we are also watching for the MACD to be below the signal line suggesting that the bears are gaining [...]

The Setup:

- MACD is below the signal line
- MACD is below zero

Figure 2: Event Setup Library Page

On the Event setup page you can see a variety of pre-defined setups to choose from. Each Setup has a name based on the criteria it uses.

Event Dashboard
On My Radar
Event Setup Library
Watchlists
Feedback

Explore a variety of different Event Setups, each laying out a specific set of chart patterns and other Technical Events which — when all lined up at the time same time — point to a possible trade opportunity

Showing Event Setups by: Author | [All](#) | [My Saved](#) | [Predefined](#) Build a Custom Event Setup

Big MAC (Bearish)
Recognia
Put it on my radar!
Copy

Strategy Type: Short ⬇️

Trading Style: Trend

Charting Period: 15-Minute Bars

When the MACD is below zero, we know that prices in the shorter-term are lower than prices in the longer-term, which means a downtrend is underway. One of the biggest fears in trend trading is entering a trend when it is already exhausted, so we are also watching for the MACD to be below the signal line suggesting that the bears are gaining [...]

The Setup:

⬇️ MACD is below the signal line

⬇️ MACD is below zero

Big MAC (Bullish)
Recognia
Put it on my radar!
Copy

Strategy Type: Long ⬆️

Trading Style: Trend

Charting Period: 15-Minute Bars

When the MACD is above zero, we know that prices in the shorter-term are higher than prices in the longer-term, which means an uptrend is underway. One of the biggest fears in trend trading is entering a trend when it is already exhausted, so we are also watching for the MACD to be above the signal line suggesting that bulls are gaining strength.[...]

The Setup:

⬆️ MACD is above the signal line

⬆️ MACD is above zero

Breakout Steakout (Bearish)
Recognia
Put it on my radar!
Copy

Strategy Type: Short ⬇️

Trading Style: Trend

Charting Period: 15-Minute Bars

We are watching for a Downside Breakout, or Rectangle, pattern where the stock has broken downward out of a sideways trading range. The lower boundary of the range is a support area—a price level where there has been excessive buying action which tends to keep the price propped up. But this time, the price has managed to fall below this level, [...]

The Setup:

⬇️ Rectangle (Downside Breakout)

OS Bollinger Bands: price pierces lower band

Figure 3: Predefined Events List

The “Big MAC (Bearish)” setup for example looks for “MACD” below the “Signal Line”. You can also see the strategy type and trading style; in this case it’s a “Short” strategy and “Trend Trading” style. There is also more information provided in this description box to help you understand what the criteria means. Please also note that because these are pre-defined setups, Recognia[®] is listed as the author to the right of the setup title. When you’ve chosen the setup that best suits the criteria you are looking for click the link “Put it on my radar!”.

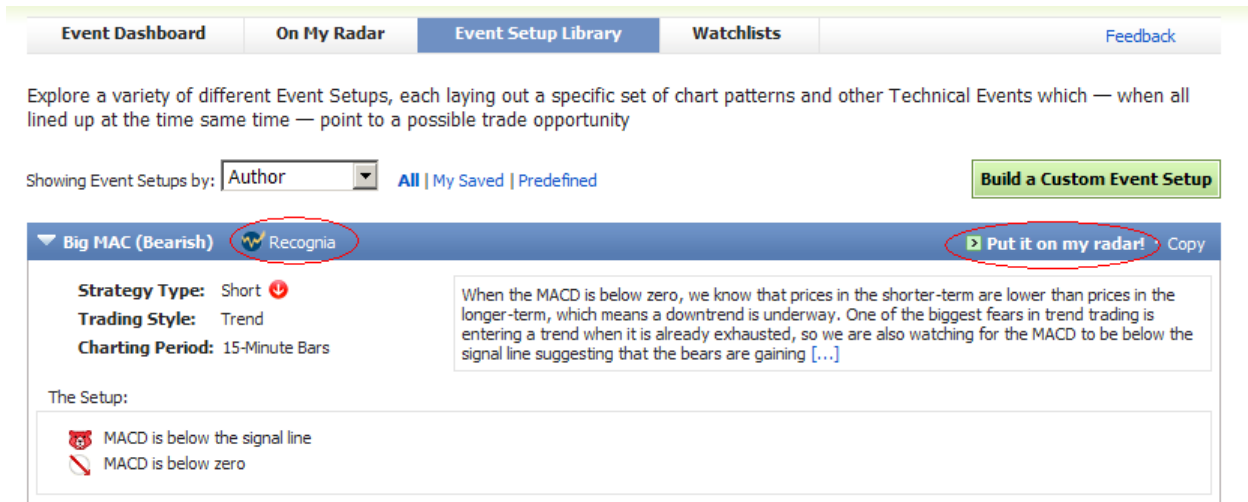


Figure 4: Event created by Recognia

From here a box will open where you are able to choose which watchlist you want to cover and you have an opportunity to customize the name of the Setup.

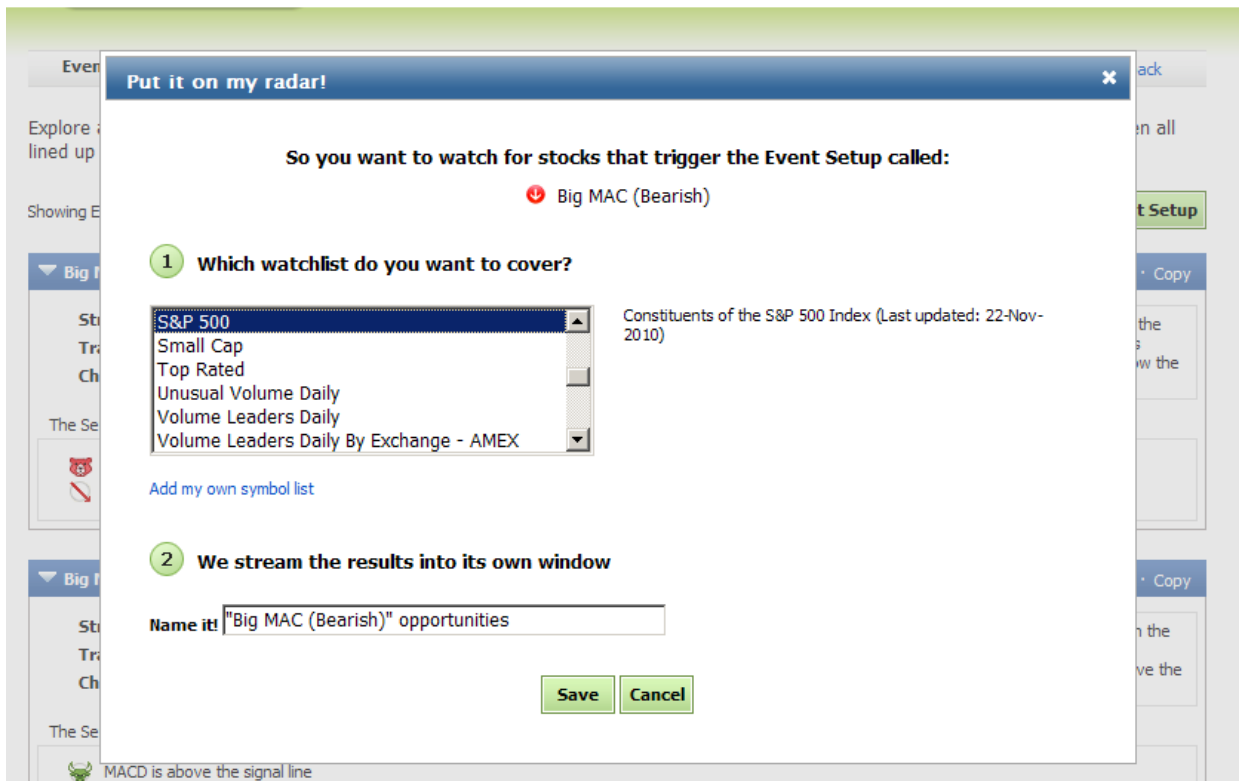


Figure 5: Applying event to a watchlist

Once you're done, hit save. You will then see your setup appear on your radar screen. Click "On My Radar" tab to see your watchlist with chosen event setup.

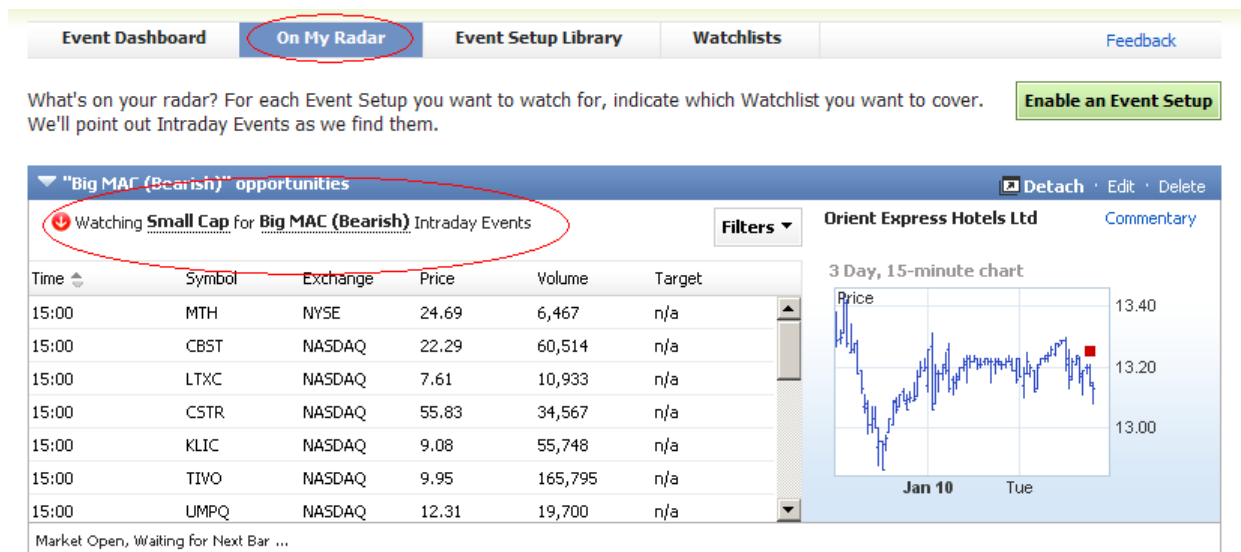


Figure 6: Watchlist on My Radar

After a few seconds it will generate the last 3 days' worth of information that matched the pattern and signals in the setup, and then update the information in real-time every 15 minutes.

Creating a Custom Event Setup

If you wish to instead create a custom strategy with specific criteria to match your trading style, just return to the "Event Setup Library" and click on "Build a Custom Event Setup".

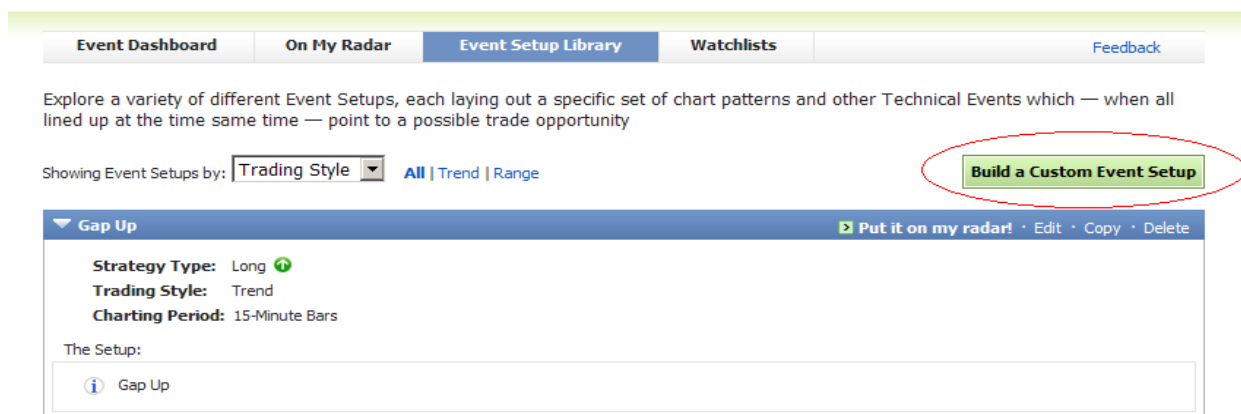


Figure 7: Create a custom event

This will open Event Setup window. You can now click on click on “select criteria” to view the criteria by category or implication.

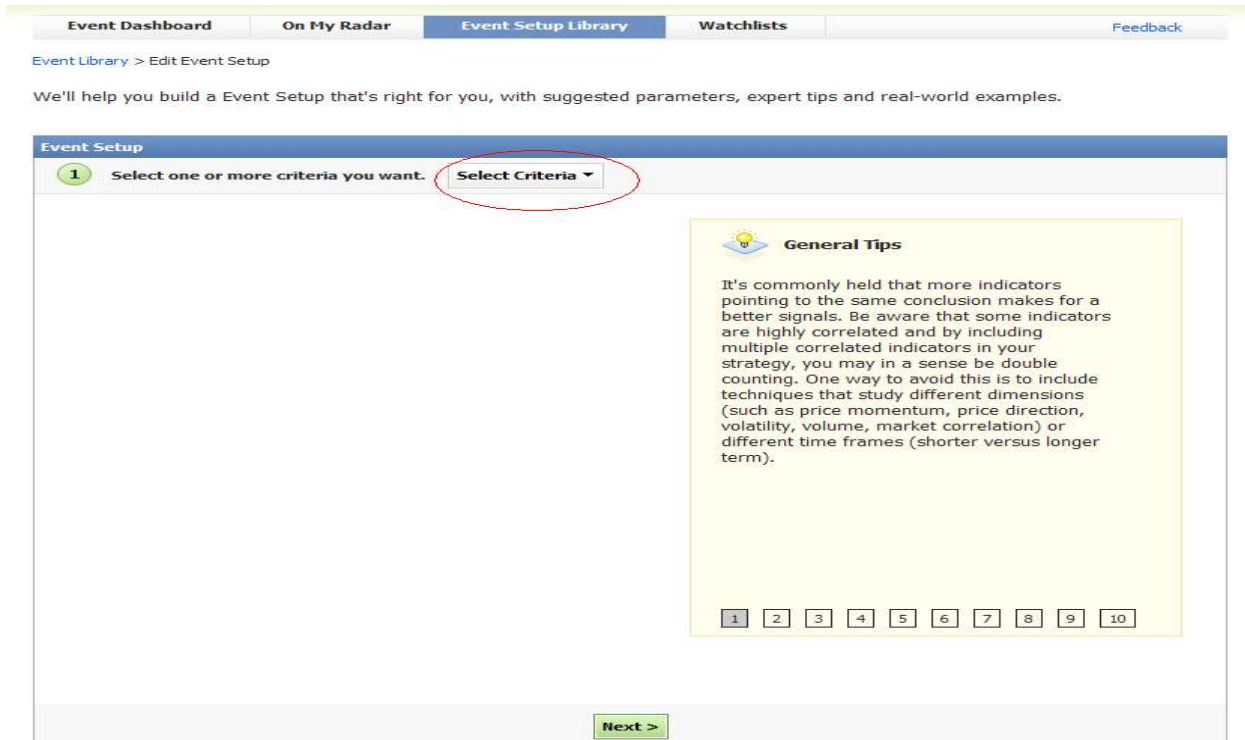


Figure 8: Select a criteria to create an event

Categories include factors such as classic patterns, moving averages, and oscillators.

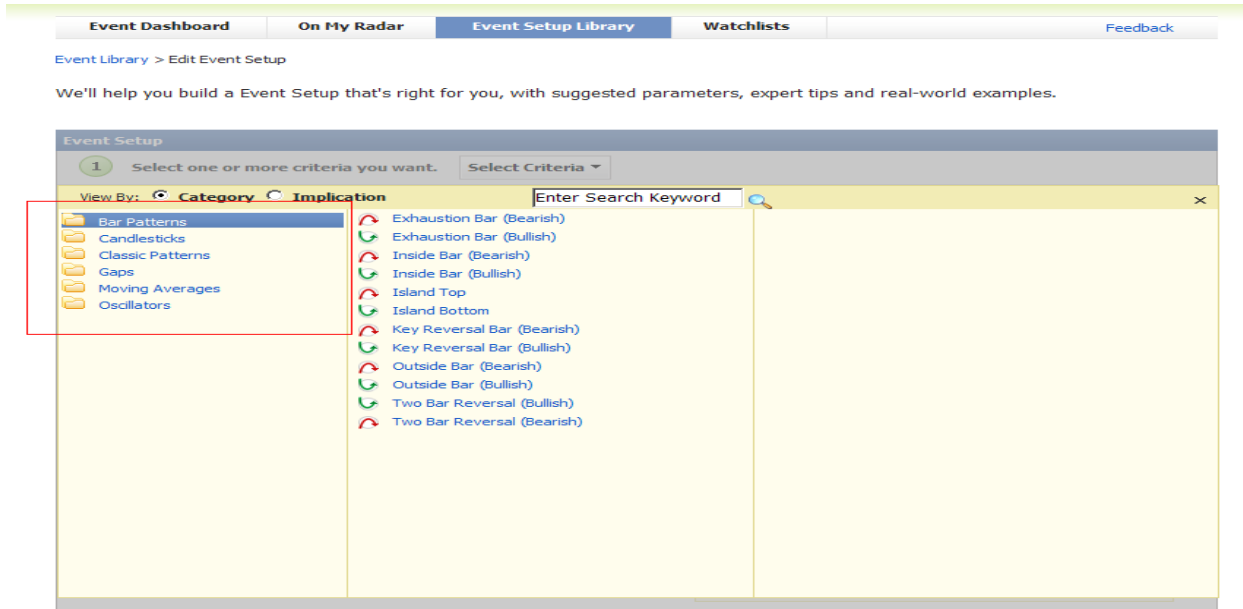


Figure 9: Categories of events available

For this example we'll choose from the "Gaps" category, and select "Gap Up". As you can see some information pops up in the right panel that explains what your selected criteria means. In order to confirm this selection just click "Add Criteria" below the definition.

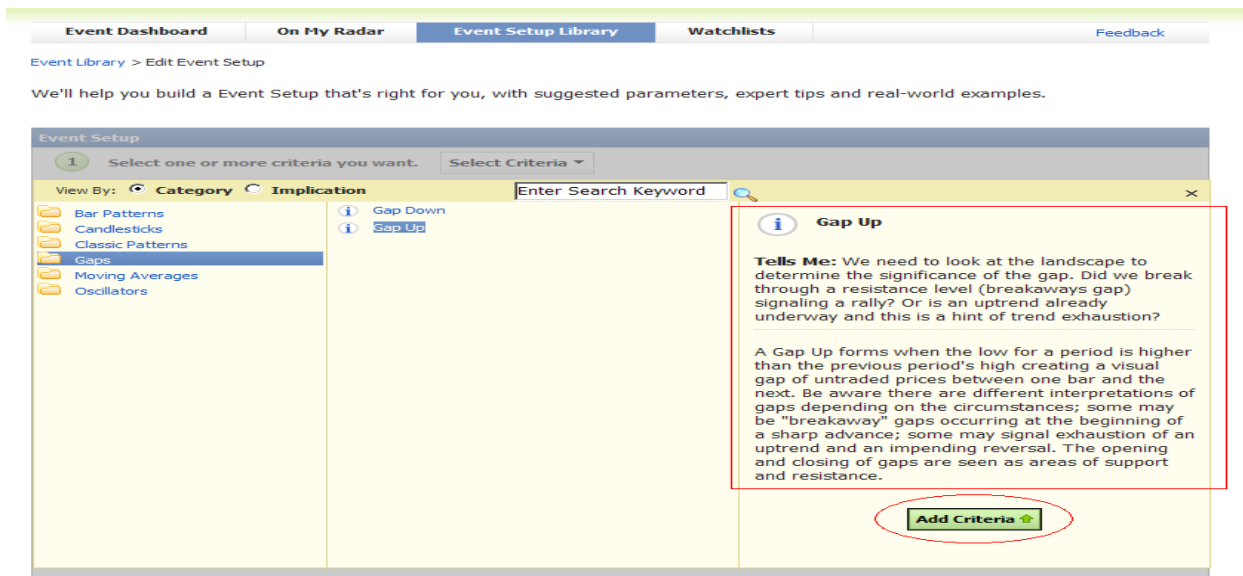
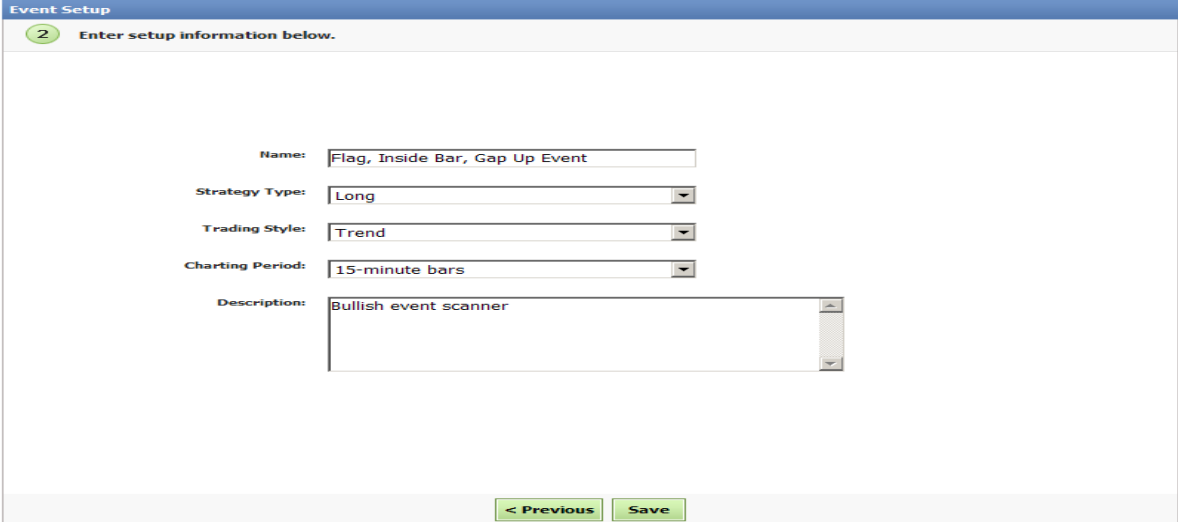


Figure 10: Commentary specific to an event

For this example we'll also choose "Inside Bar (Bullish)" and "Flag (Bullish)". With certain criteria you can add additional detail to narrow your down you selection. Once you are happy with the setup, hit "Next". You will be prompted to provide the details for your setup, including name, strategy type, trading style, and you can include a description if you choose. Hit save when you are done, and then click "Ok" if you want to add this Intraday Event setup to your radar.



Event Dashboard On My Radar **Event Setup Library** Watchlists Feedback

Event Library > Edit Event Setup

We'll help you build a Event Setup that's right for you, with suggested parameters, expert tips and real-world examples.

Event Setup

2 Enter setup information below.

Name:

Strategy Type:

Trading Style:

Charting Period:

Description:

< Previous Save

Figure 11: Save an event setup

Choose a Pre-Defined Watchlist or Create a Custom One

With so many symbols in the market it is important for a trader, especially an active trader, to have the ability to narrow their search to the symbols they want to watch. Recognia’s Intraday Trader allows traders to do just that. Once you have chosen the events that are important to you, and you want to add them to your radar, you simply associate that event setup with a watchlist.

Predefined Watchlists

From the main screen within Intraday Trader, click on the “Watchlists” tab. You will be taken to a page with a series of pre-defined watchlists that have been set up to assist you in getting started.



Event Dashboard On My Radar Event Setup Library **Watchlists** Feedback

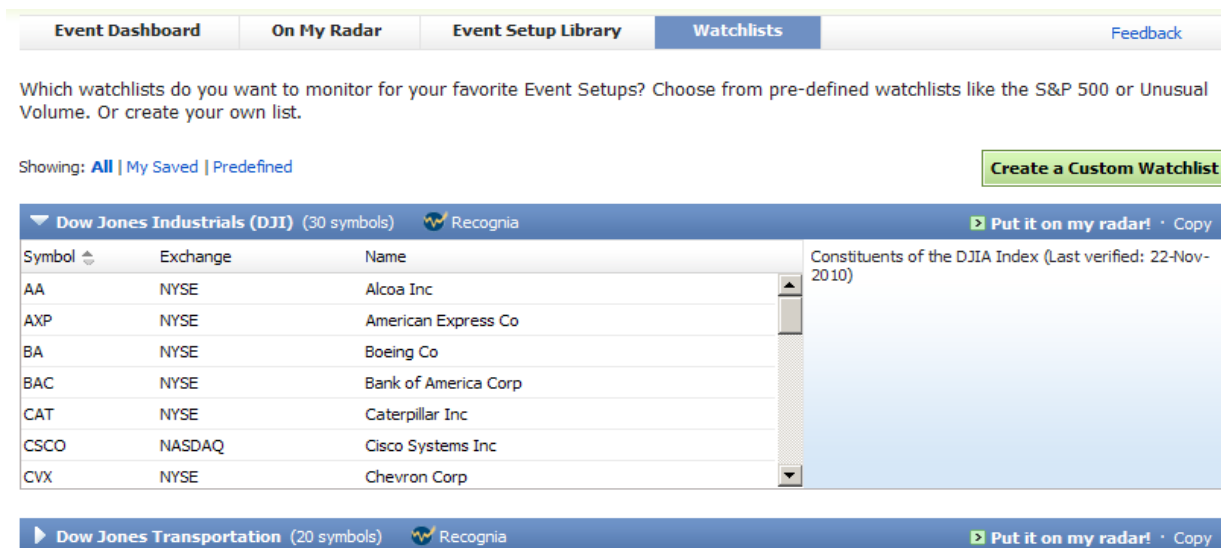
Which watchlists do you want to monitor for your favorite Event Setups? Choose from pre-defined watchlists like the S&P 500 or Unusual Volume. Or create your own list.

Showing: [All](#) | [My Saved](#) | [Predefined](#) [Create a Custom Watchlist](#)

- ▶ **Dow Jones Industrials (DJI)** (30 symbols)  Recognia [▶ Put it on my radar!](#) · [Copy](#)
- ▶ **Dow Jones Transportation** (20 symbols)  Recognia [▶ Put it on my radar!](#) · [Copy](#)
- ▶ **Dow Jones Utilities** (15 symbols)  Recognia [▶ Put it on my radar!](#) · [Copy](#)
- ▶ **ETFs** (300 symbols)  Recognia [▶ Put it on my radar!](#) · [Copy](#)
- ▶ **Large Cap** (288 symbols)  Recognia [▶ Put it on my radar!](#) · [Copy](#)
- ▶ **Long Term Downtrend** (300 symbols)  Recognia [▶ Put it on my radar!](#) · [Copy](#)
- ▶ **Long Term Uptrend** (300 symbols)  Recognia [▶ Put it on my radar!](#) · [Copy](#)
- ▶ **Mid Cap** (300 symbols)  Recognia [▶ Put it on my radar!](#) · [Copy](#)
- ▶ **Most Liquid Stocks Daily** (300 symbols)  Recognia [▶ Put it on my radar!](#) · [Copy](#)

Figure 12: List of predefined watchlists

You have several watchlists to choose from. Some of them include the Dow Jones Industrials, or Long Term Downtrends. For this example let's choose the Dow Jones Industrials. When you click on the triangle on the left a box extends below showing you the stocks associated with this list. You can see the stock symbol and name, as well as the exchange it trades on. In the area on the right there is a brief description of the list.



Event Dashboard On My Radar Event Setup Library **Watchlists** Feedback

Which watchlists do you want to monitor for your favorite Event Setups? Choose from pre-defined watchlists like the S&P 500 or Unusual Volume. Or create your own list.

Showing: [All](#) | [My Saved](#) | [Predefined](#) [Create a Custom Watchlist](#)

Symbol	Exchange	Name
AA	NYSE	Alcoa Inc
AXP	NYSE	American Express Co
BA	NYSE	Boeing Co
BAC	NYSE	Bank of America Corp
CAT	NYSE	Caterpillar Inc
CSCO	NASDAQ	Cisco Systems Inc
CVX	NYSE	Chevron Corp

Constituents of the DJIA Index (Last verified: 22-Nov-2010)

▶ Dow Jones Transportation (20 symbols) Recognia [Put it on my radar!](#) · [Copy](#)

Figure 13: Open view of a watchlist

To choose this as your watchlist click on “Put it on my radar”. This opens a window where you can pick the Intraday Events setup you wish to look for within this list. Pick the event setup you want, rename this setup if you wish, then click on “Save”.

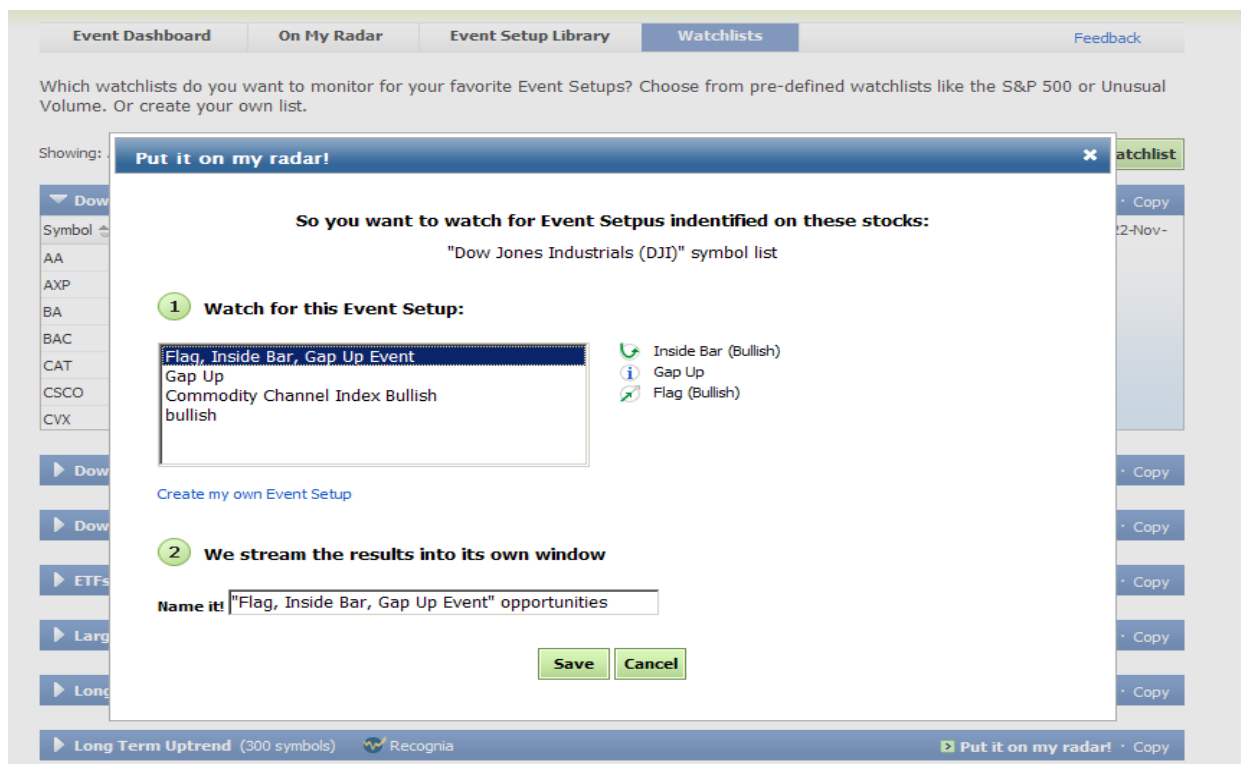


Figure 14: Applying an event setup to a watchlist

Once you do that you will be taken to the “On My Radar” page and see your newly defined setup. Information from the last 5 trading days will be automatically generated and then every 15 minutes the real-time results will be generated.

What's on your radar? For each Event Setup you want to watch for, indicate which Watchlist you want to cover. We'll point out Intraday Events as we find them.

[Enable an Event Setup](#)

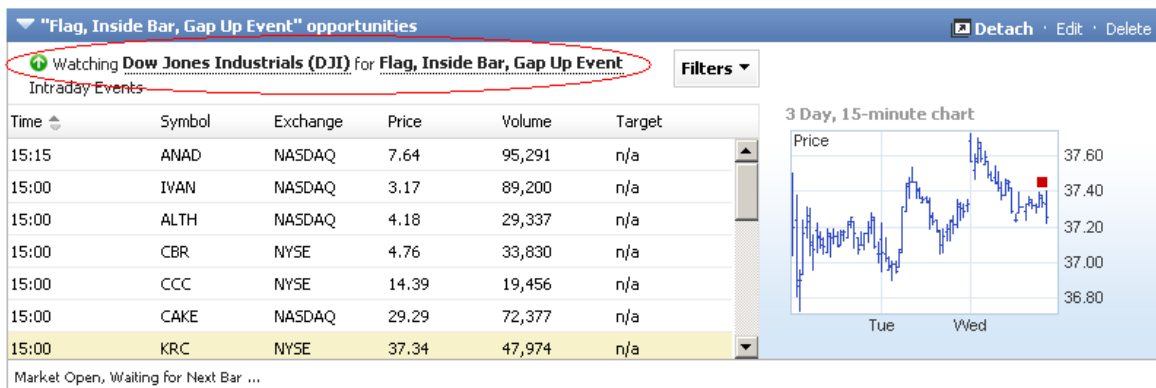
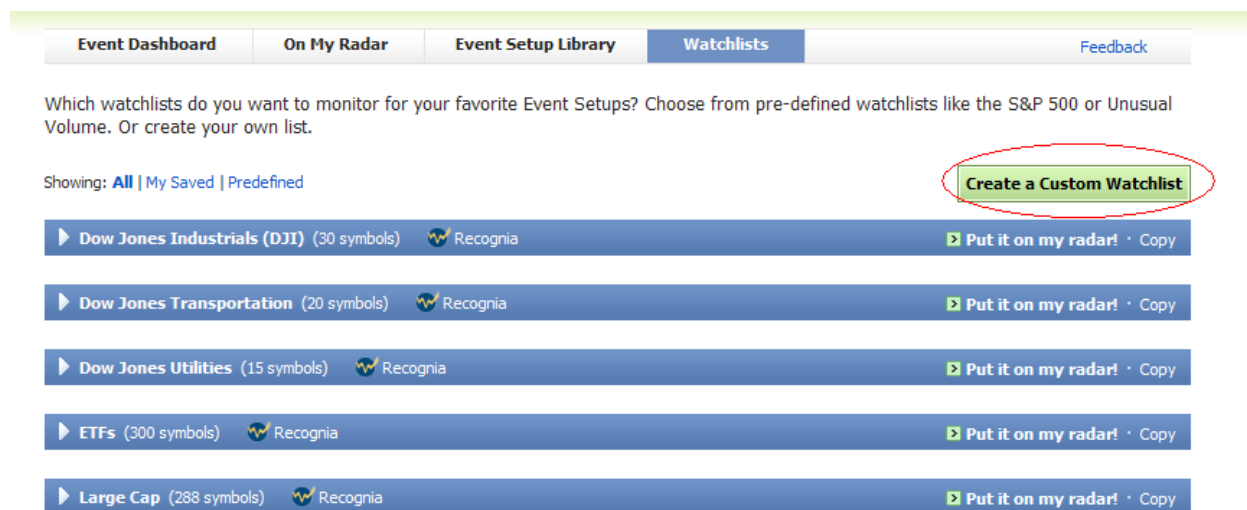


Figure 15: Custom watchlist on my radar

Another way to select a watchlist is after you've chosen or created an Intraday Event setup. You will automatically be asked to choose one to associate with that setup.

Creating a Custom Watchlist

If you choose, you can create a watchlist of your very own to help you zero in on opportunity you want to see and are more likely to trade. Click on “Create a Custom Watchlist” from under the “Watchlist” tab.



Event Dashboard On My Radar Event Setup Library **Watchlists** Feedback

Which watchlists do you want to monitor for your favorite Event Setups? Choose from pre-defined watchlists like the S&P 500 or Unusual Volume. Or create your own list.

Showing: **All** | My Saved | Predefined **Create a Custom Watchlist**

- ▶ Dow Jones Industrials (DJI) (30 symbols) Recognia Put it on my radar! Copy
- ▶ Dow Jones Transportation (20 symbols) Recognia Put it on my radar! Copy
- ▶ Dow Jones Utilities (15 symbols) Recognia Put it on my radar! Copy
- ▶ ETFs (300 symbols) Recognia Put it on my radar! Copy
- ▶ Large Cap (288 symbols) Recognia Put it on my radar! Copy

Figure 16: Create a custom watchlist

The first thing you will be asked to do is name this watchlist, and add a description if you like. Once you've filled in the appropriate information click "Save".

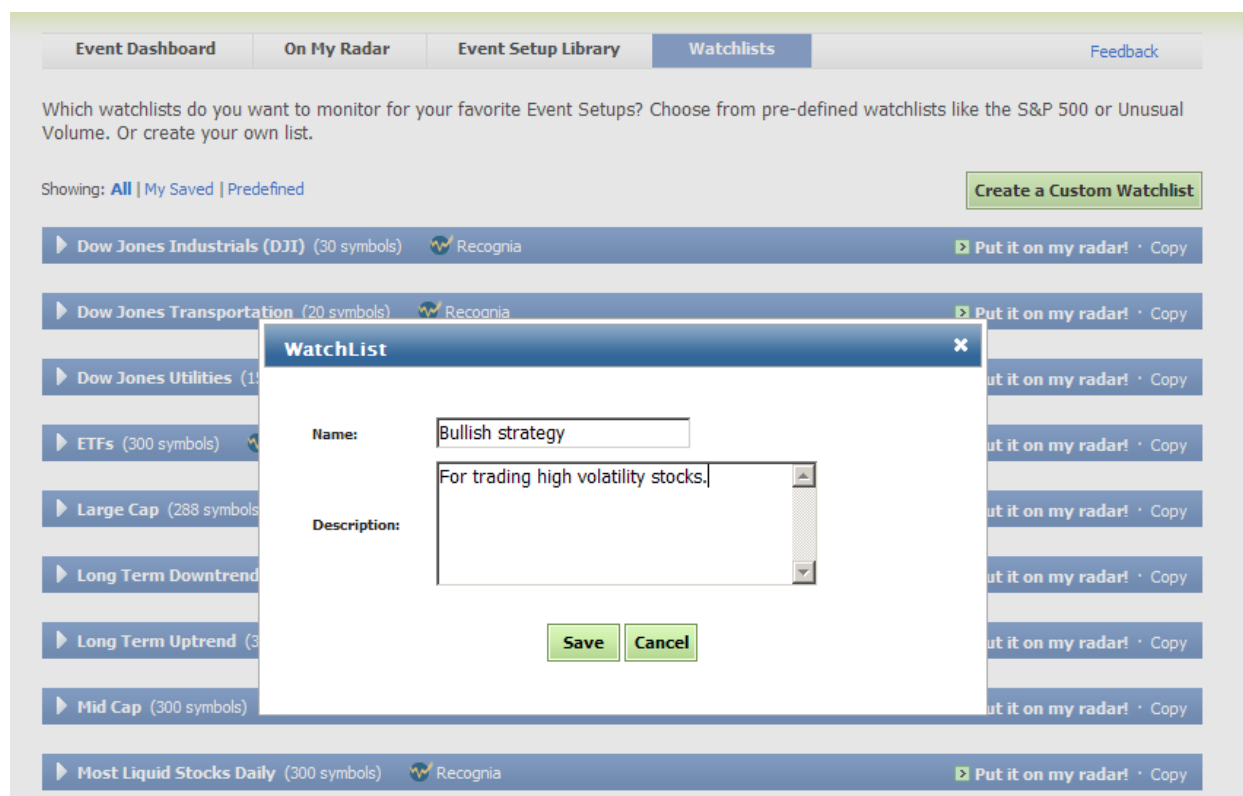
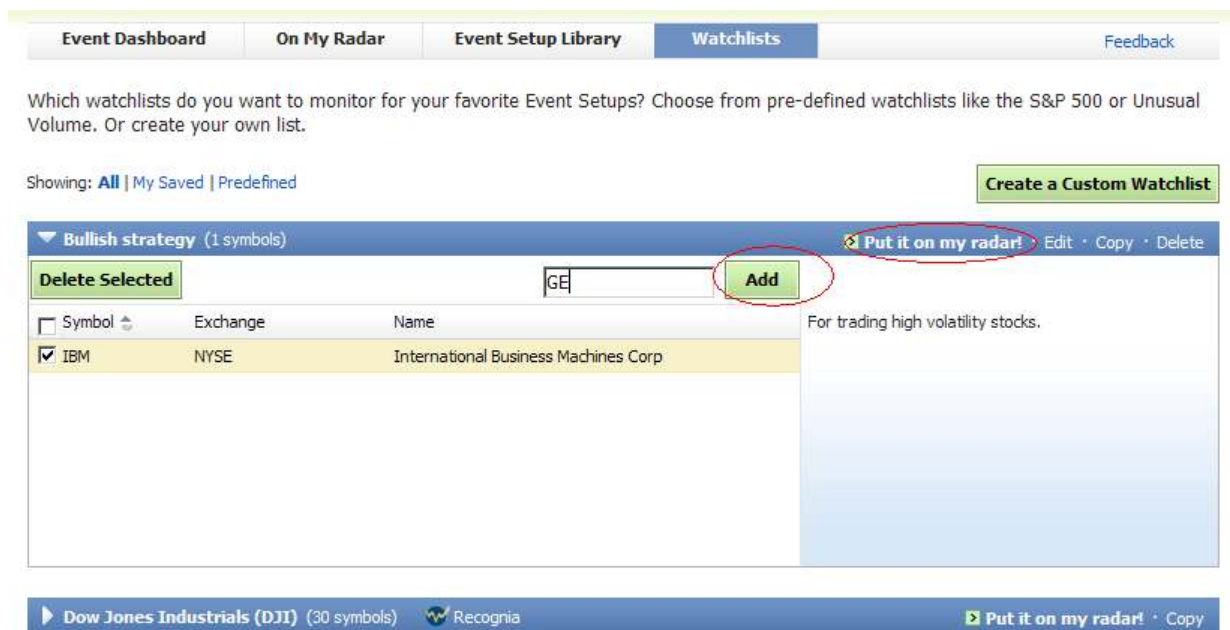


Figure 17: Save a custom watchlist

You will see your blank watchlist appear and you can now begin creating a symbol list. In the empty box, simply type in the symbols of stocks you want to monitor, and then click “Add” to add them to the list. When you are done you can once again select “Put it on my radar” to associate it with one of your event setups.



Event Dashboard | On My Radar | Event Setup Library | **Watchlists** | Feedback

Which watchlists do you want to monitor for your favorite Event Setups? Choose from pre-defined watchlists like the S&P 500 or Unusual Volume. Or create your own list.

Showing: **All** | My Saved | Predefined Create a Custom Watchlist

Bullish strategy (1 symbols) Put it on my radar! Edit Copy Delete

Delete Selected **Add**

<input type="checkbox"/> Symbol	Exchange	Name
<input checked="" type="checkbox"/> IBM	NYSE	International Business Machines Corp

For trading high volatility stocks.

Dow Jones Industrials (DJI) (30 symbols) Put it on my radar! Copy

Figure 18: Adding symbols to a watchlist

Monitor the Intraday Events as They Occur

For active traders, having the tools to be able to monitor stocks for the real-time setups throughout the day is key. Recognia’s Intraday Trader is just that kind of tool. Traders are able to choose what intraday events are important to them, and what watchlists they want to cover when looking for these events.

The main screen within Intraday Trader is the “Event Dashboard”. This page shows you a summary of all Intraday Events within the setups you’ve included on your radar. If you wish to get more focused results stemming from the particular setups you’ve created choose the “On My Radar” tab. Once here, you can see all of your event setups – as well as a few default ones that you can delete or edit as you choose.

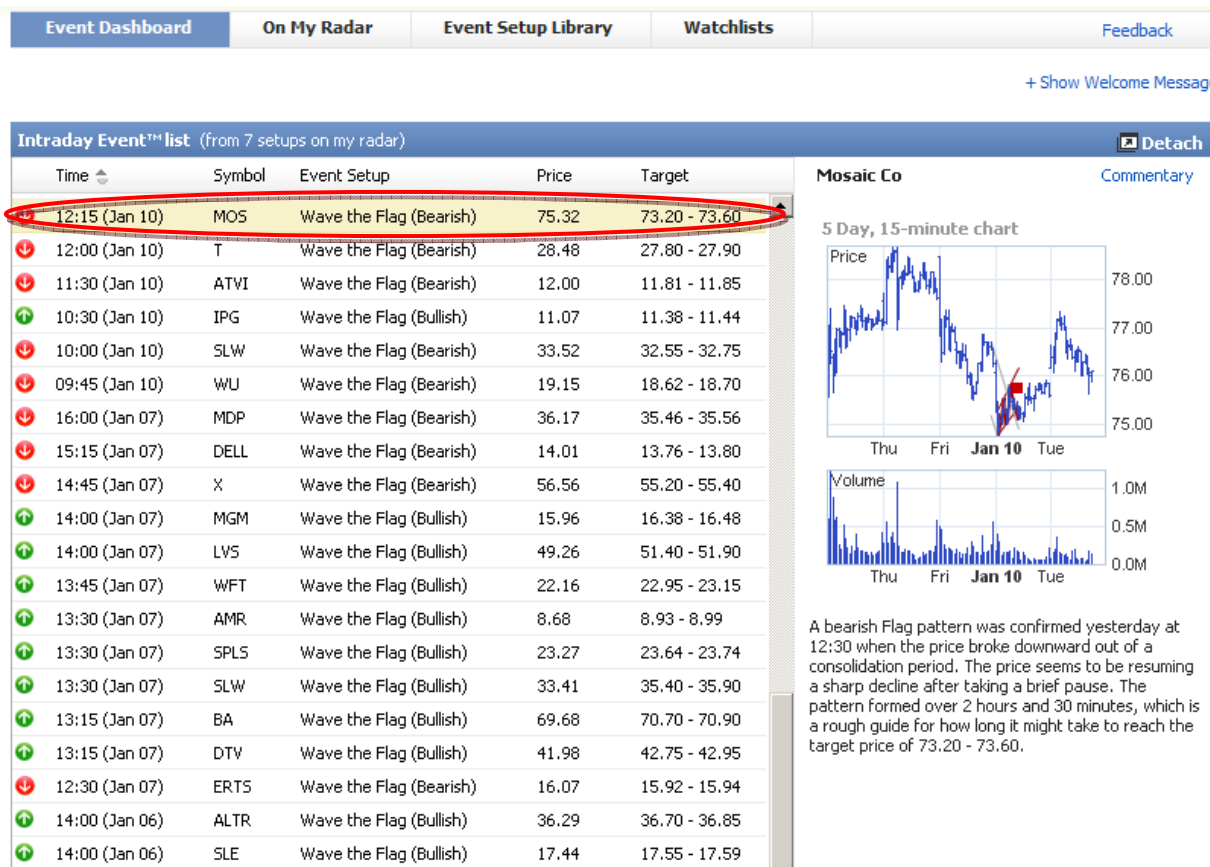


Figure 19: Event dashboard

From the list of event setups we’ll focus on “Wave the flag (bearish)” for this example. It is the last event, which occurred at “12:15” with the symbol “MOS”. You can also see what price it’s trading at and the Target Price. Please note that the Target column will only have a value when the criterion within

your event setup includes a classic chart pattern. To the right you can see the full company name and a chart displaying the result of that particular stock. If you wish to get more detailed information simply go to “Commentary” and a new window will open with information on the stock. This live commentary explains the Intraday Event in detail – what elements are appearing on the chart and what it means. You can view up to 20 days’ worth of information, and get details on why the event was identified. For this stock the event was picked up because it is a “bearish flag pattern”.

Mosaic Co (MOS:NYSE)

🔴 “Wave the Flag (Bearish)” trade-setup triggered 12:15 (Jan 10)



A bearish Flag pattern was confirmed yesterday at 12:30 when the price broke downward out of a consolidation period. The price seems to be resuming a sharp decline after taking a brief pause. The pattern formed over 2 hours and 30 minutes, which is a rough guide for how long it might take to reach the target price of 73.20 - 73.60.

Close

Figure 20: Event specific commentary

If you don't want to have your browser open or don't want to monopolize your screen space, but still want to monitor your events, simply click "Detach" to open a dashboard window.

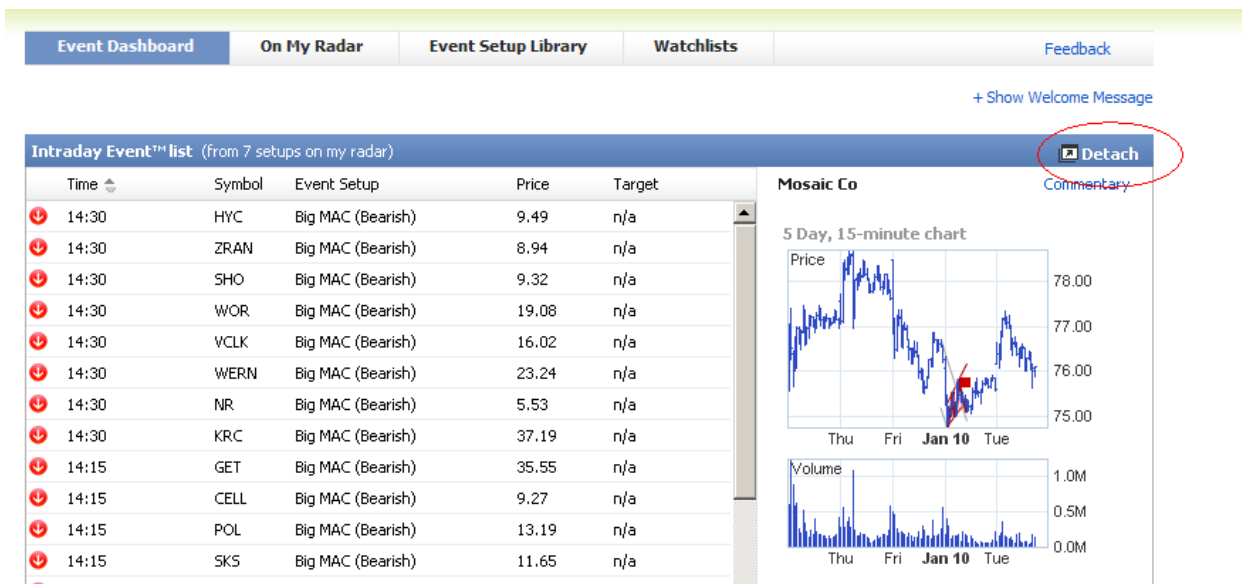


Figure 21: Movable windows

When you do this a window launches containing your event information. You can place this anywhere on your screen to fit in with your workflow and it will continue to show you updates as they occur. If you wish to get back to the full Intraday Trader program, simply click "Launch Full Application".

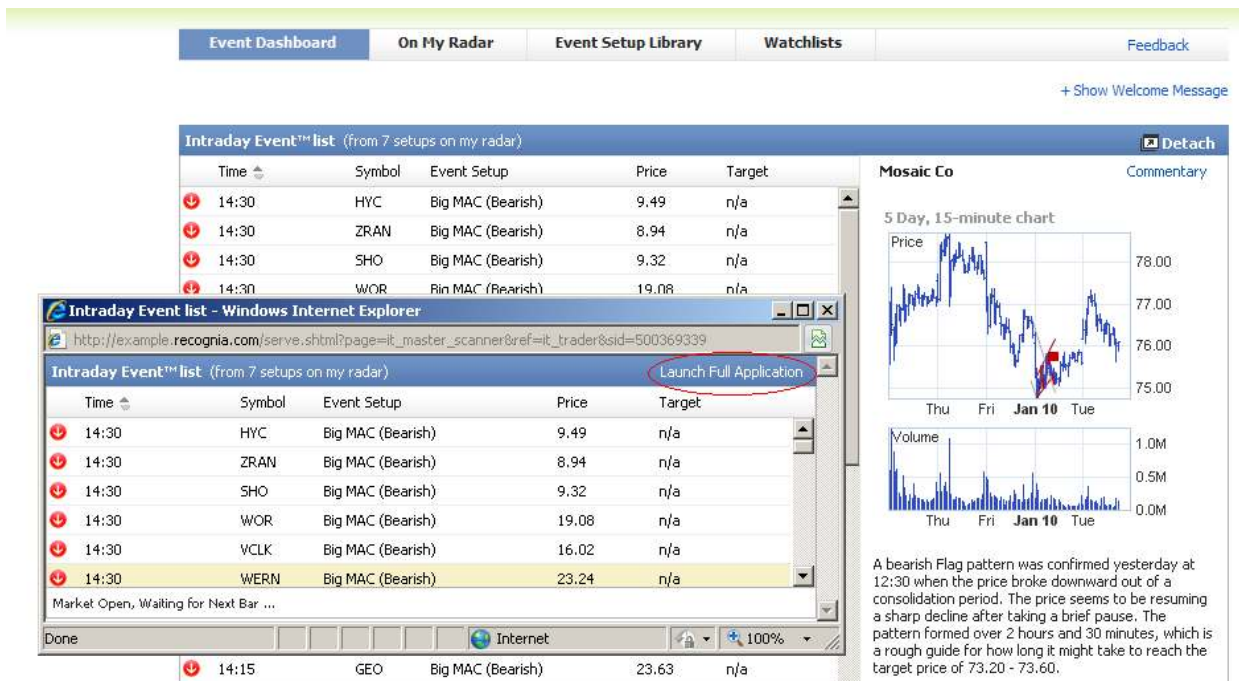


Figure 22: Back to full application

Recognia's Intraday Trader™ is an investment tool to help active traders make informed decisions to get in or out of an investment at the right price, or to help hyper-active traders looking for intraday trades. With the guided, interpreted experience, your skill level with technical analysis doesn't matter. Intraday Trader allows you to choose or create events that are important to you, and specify what watchlist you want to cover, and monitor the event throughout the trading day.

With Intraday trader you don't just cover more ground, you cover the right ground.